

Purchasing Managers Index of Puerto Rico Manufacturing

MARCH 2013

Transmission of material in this release is embargoed

until 10:00 a.m. (AST) Wednesday, May 1, 2013

(787) 993-3336 • preguntas@estadisticas.gobierno.pr

<http://www.estadisticas.gobierno.pr/iepr/Publicaciones/Encuestas/ManufacturaPMI.aspx>

PUERTO RICO MANUFACTURING PMI JUMPED UP TO 61.7 IN MARCH

On a Non-Seasonally Adjusted (NSA) basis, the Purchasing Managers Index (PMI) for Puerto Rico's manufacturing sector surged to 61.7 in March, a new record, and remained above the threshold for the fourth consecutive month. A reading above the threshold level of 50 suggests an expansion in the manufacturing sector with respect to the previous month. In March all PMI sub-indexes were above the threshold. Moreover, all PMI sub-indexes increased with respect to the previous month, with the sub-indexes for New orders, Production and Own inventories increasing the most. The Puerto Rico Manufacturing-Purchasing Managers Index (PRM-PMI) has been above the threshold level in 28 of the 35 months since the survey was first undertaken. The PRM-PMI is currently available only on a Non-Seasonally Adjusted (NSA) basis which means that seasonal fluctuations can affect its performance.

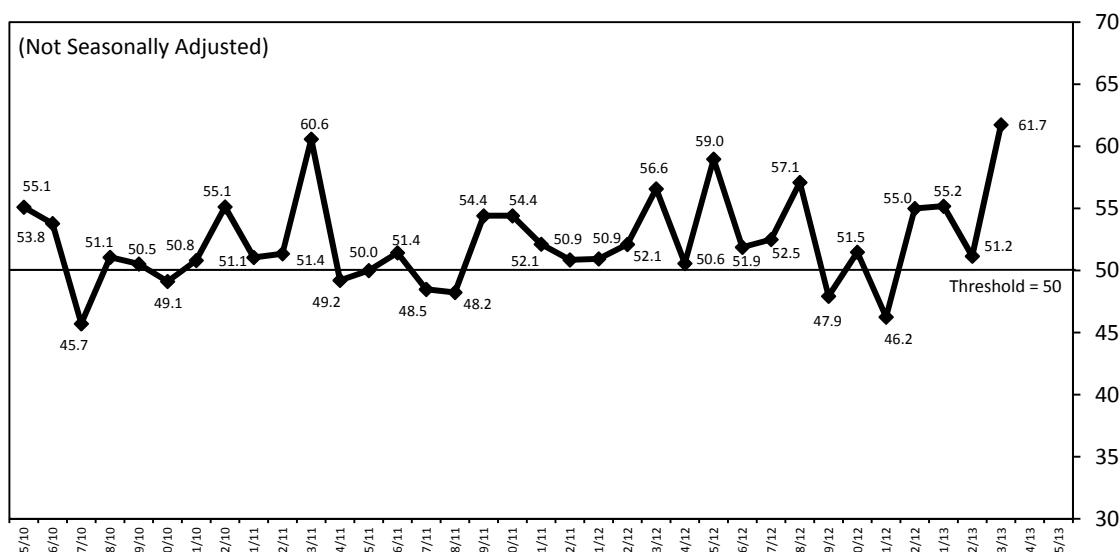


Table 1. Puerto Rico Manufacturing – Purchasing Managers' Index (NSA): March 2013

	Better	Same	Worse	PMI		
Órdenes nuevas	47.8	39.1	13	67.4	Higher	New orders
Producción	47.8	39.1	13	67.4	Higher	Production
Empleo	17.4	69.6	13	52.2	Higher	Employment
Entregas de suplidores	17.4	78.3	4.3	56.5	Slower	Supplier deliveries
Inventarios de su empresa	43.5	43.5	13	65.2	Higher	Own inventories

Puerto Rico Manufacturing – Purchasing Managers Index (NSA) 61.7 Expansion

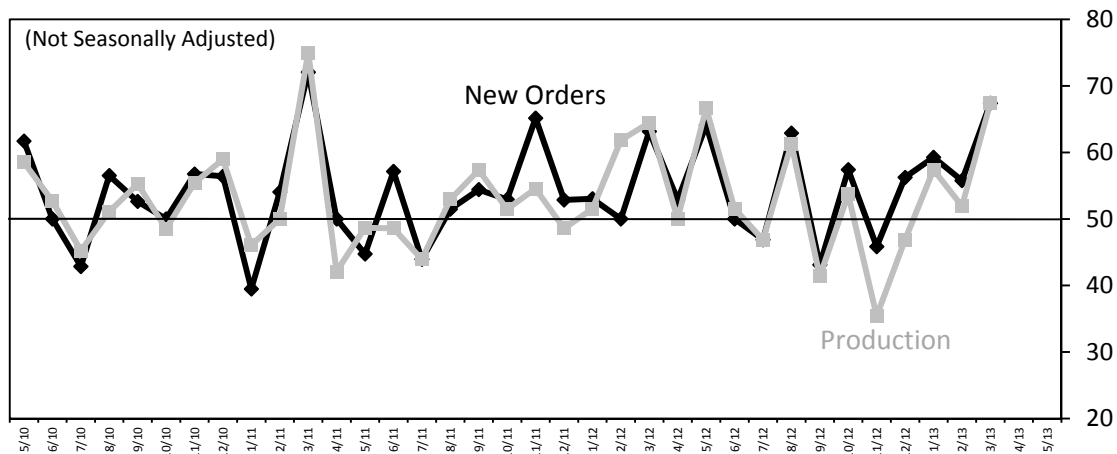
Note: Not Seasonally Adjusted (NSA)

New Orders

In March, the New Orders PMI (NSA) surged to 67.4 remaining above the threshold for the fourth consecutive month. A reading above 50 indicates that on a Non-Seasonally Adjusted (NSA) basis, new orders at manufacturing establishments in March were higher than in February.

Production

In March, the Production PMI (NSA) soared to 67.4, remaining above the threshold for the third consecutive month. A reading above 50 indicates that on a Non-Seasonally Adjusted (NSA) basis, manufacturing production in March was higher than in February.

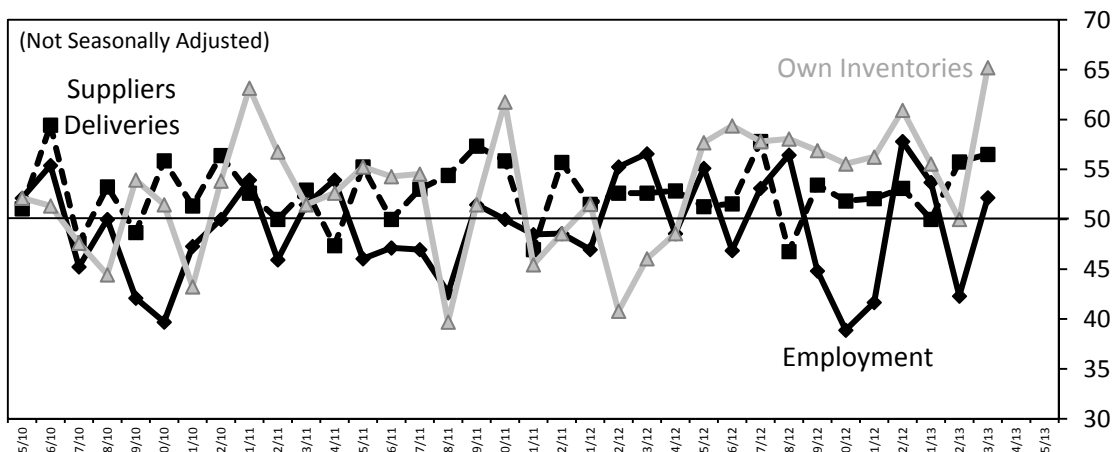


Employment

The Employment PMI (NSA) climbed above the threshold to 52.2 in March, after being below it last month. A reading above 50 indicates that on a Non-Seasonally Adjusted (NSA) basis, manufacturing employment in March was higher than in February.

Supplier Deliveries

The Supplier Deliveries PMI (NSA) edged up to 56.5 in March, remaining at or above the threshold for seven consecutive months. A reading above 50 indicates that on a Non-Seasonally Adjusted (NSA) basis, the speed of supply deliveries in March was slower than in February, suggesting a higher demand for intermediate goods.



Own Inventories

In March, the Own Inventories PMI (NSA) jumped up to 65.2, remaining at or above the threshold for the eleventh consecutive month. A reading above 50 indicates that on a Non-Seasonally Adjusted (NSA) basis, inventories in manufacturing establishments in March were higher than in February.

Methodological note

The Puerto Rico Manufacturing-Purchasing Managers Index (PRM-PMI) is the result of a collaborative project between the Puerto Rico Manufacturers Association, Scotiabank, and the Puerto Rico Institute of Statistics. The PRM-PMI measures short-run business conditions in Puerto Rico's manufacturing sector, and provides a broad-based metric for the productive side of Puerto Rico's economy. It is currently in a testing phase to ensure a reliable methodology. The methodology is similar to PMI surveys conducted elsewhere. The survey questionnaire is available at <http://www.estadisticas.gobierno.pr/iepr/Publicaciones/Encuestas/ManufaturaPMI.aspx>. The participants include manufacturing establishments with 50 or more employees with membership in the Puerto Rico Manufacturers Association. Currently, results are presented on a Non-Seasonally Adjusted (NSA) basis. In the future, with sufficient data points, a seasonally adjusted version of the PRM-PMI will be prepared, which will smooth away the influence of seasonal fluctuations.

The PRM-PMI is calculated as the simple average of 5 sub-indexes, representing different business conditions in manufacturing establishments: New Orders PMI, Production PMI, Employment PMI, Supplier Deliveries PMI, Own Inventories PMI. The sub-indexes are computed using a diffusion index methodology. In specific, for any given month with respect to the previous month, participants are asked to answer whether the business condition of the establishment: (1) improved, (2) remained the same, or (3) deteriorated. Diffusion indexes are calculated as the percentage of responses that indicate the business condition improved plus half of the percentage of responses that indicate the business condition remained the same. The survey also includes questions on other business conditions. The diffusion indexes that correspond to these questions are currently under evaluation.

This report was prepared by the staff of the Puerto Rico Institute of Statistics and has not been evaluated by the Board of Directors of the Puerto Rico Institute of Statistics. The information contained in this report need not reflect the official opinion of the Board of Directors of the Puerto Rico Institute of Statistics. No warranty, express or implied, is attached to these figures. While the figures are compiled with professional care, no representations about appropriateness, accuracy, or suitability for specific applications are made.

Contact information

Contact person: Yoel Velázquez, PPL, Statistical Project Manager
Addresses: Physical – 57 Quisqueya St., Suite 2000, San Juan, PR 00917; Postal – P.O. Box 195484, San Juan, PR 00919
Telephones: Direct – (787) 993-3340; Fax – (787) 993-3346; E-mail – yoel.velazquez@estadisticas.gobierno.pr

To obtain a copy of this report

(1) visit <http://www.estadisticas.gobierno.pr/iepr/Publicaciones/Encuestas/ManufaturaPMI.aspx>, (2) email your request to preguntas@estadisticas.gobierno.pr, (3) call (787) 993-3336, (4) fax your request to (787) 993-3346, (5) mail your request to the Puerto Rico Institute of Statistics, P.O. Box 195484, San Juan, PR 00919, or (6) visit the offices of the Puerto Rico Institute of Statistics at 57 Quisqueya St., Suite 2000, San Juan, PR 00917, between the hours of 8:00 a.m. and 5:30 p.m. The report is available on paper and in the following electronic formats: pdf and Microsoft Excel. The report is free.

Publication calendar

The monthly PRM-PMI report is published at 10:00 a.m. on the first business day of the month. In specific, the table below shows the expected publication dates of the PRM-PMI report during calendar year 2013:

Reference month	Publication date
Nov-12	January 2, 2013
Dec-12	February 1, 2013
Jan-13	March 1, 2013
Feb-13	April 1, 2013
Mar-13	May 1, 2013
Apr-13	June 3, 2013

Reference month	Publication date
May-13	July 1, 2013
Jun-13	August 1, 2013
Jul-13	September 3, 2013
Aug-13	October 1, 2013
Sep-13	November 1, 2013
Oct-13	December 2, 2013